

Waste Collection

We hope that you will take a few moments to familiarize yourself with these easy to remember instructions regarding the automated refuse collection system.

The system uses the latest collection equipment available and provides maximum efficiency at minimum expense. We want to do the best possible job for you and would appreciate your cooperation. **Please bag all trash to avoid windblown litter.**

To assure the collection of refuse, the drawings to the right illustrate the locations for your container on collection day.

Always have the wheels of the container facing toward the curb or edge of road as illustrated in drawing #1. When there is a snow bank built up along the curb, make sure the container is out further than the snow bank as illustrated in drawing #2. We ask that you refrain from parking on the street on collection day, however, if there are vehicles on the street, please place the container in the location illustrated in drawing #3 and #4. If you are located on a cul-de-sac, please place your cart as illustrated in drawing #5.

If your house is on a street or avenue without a curb, please place the container on the road making sure the pickup truck can reach the container.

The container must be placed on the street or avenue that corresponds with your address. Example: 719 - 2nd Avenue West. This corner house would place the container on the Avenue.

For your child's safety, do not allow them to play near the collection containers or vehicles.


Carts placed roadside after 7:00 a.m. will be collected the following week.

In the event of inclement weather when normal pickup does not occur, please return your cart to your property and again place the cart roadside on the next business day, weather permitting.

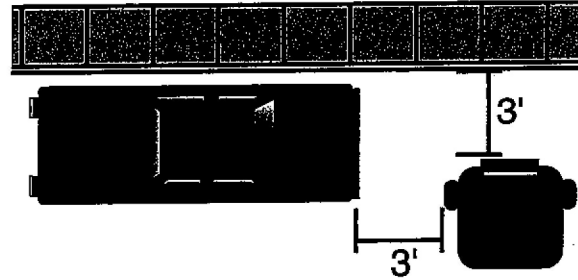
Following these instructions will assist us in making your community one of the cleanest in Saskatchewan.

If you require more information, please call 1-306-445-3900 between 8:00 a.m. and 5:00 p.m., Monday through Friday.

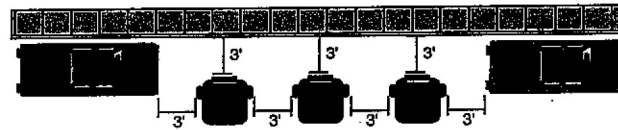
Ideal Location #1 Snow Bank #2



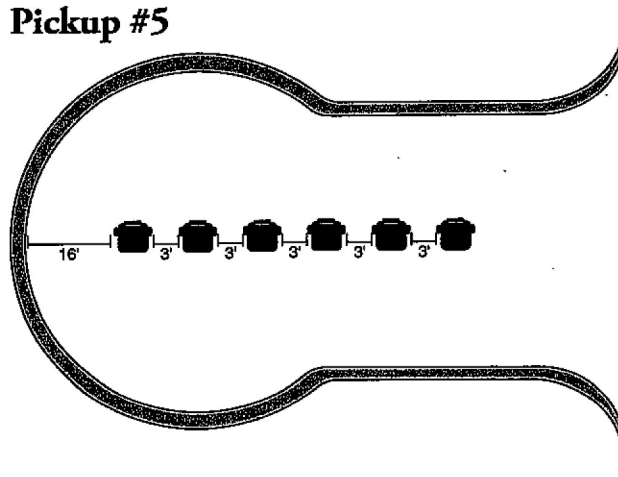
Close to a Parked Car or Other Obstructions #3



Between Two Parked Cars #4



Cul-de-sac Pickup #5



General Guidelines on How to use Your Container

1. Use your cart from now on to dispose of your **bagged residential trash.**
2. Wheel out your cart with its lid closed. You must be able to close the lid without packing garbage in the cart too tightly, otherwise the excess weight will make emptying the cart more difficult.
3. **Place the cart roadside by 7:00 a.m. on collection day, wheels facing towards the curb (illustration #1).**
4. **Only one pickup per week per cart. If you need more service, contact your Administrator or Loraas Environmental Services.**
5. Return the emptied cart to your property before the end of the day.
6. Do not remove the cart from its assigned address.
7. Inform the town, village office or Loraas Environmental Services of any damage, vandalism or theft of the cart. It is important to note the serial number stamped on the cart placed at your residence.

Do's & Don'ts for Cart Use

DO:

- Place the cart according to the illustrations in this brochure
- **Have your cart curbside by 7:00 a.m. on collection day including statutory holidays except Christmas and New Year's.**
- Pull the cart – it's easier than pushing.
- Keep the lid closed.
- **Bag all trash and place inside the cart; bagged or unbagged trash left beside the cart will NOT be collected.**
- Cut and bundle, or bag garden debris and place in cart.

DON'T:

- Overfill the cart (keep lid closed).
- Locate skateboard ramps, basketball or hockey nets next to the cart.
- Paint or write on cart.
- Remove cart from your residence.
- **Refill or relocate your cart for extra pickups.**

Items Not Allowed in or Near Cart

- Hazardous waste including paint, solvents, chemicals, etc.
- Sod, dirt or concrete
- **Ashes of any description**
- Construction or demolition materials including boards, roofing materials, carpet, etc.
- Automotive parts, oil filters, oil, batteries, tires, etc.
- Tree clippings over 2' in length
- Liquids of any kind
- Animals or animal parts

Thank you for your cooperation in making this new, cleaner and more efficient system of waste collection work for you.



Dear Resident,

Loraas Environmental Services is pleased to introduce our automated waste collection system. Please take a few moments to familiarize yourself with the enclosed instructions and hints.

Many other communities have adopted our automated waste collection system and the results have produced a cleaner, more attractive environment. Wind blown litter and animal scavenging is completely eliminated with this system.

The cart provided was chosen for its durability and its ease of use. It holds three times as much as a normal trash can. The cart's large wheels make it easy to manoeuvre, and it completely eliminates the lifting of heavy cans.

Help us keep our community clean by bagging all trash to minimize windblown litter.

Thank You.

Ask about recycling your cardboard, newspaper, plastics and household tin cans through our door-to-door or depot collection systems.

For additional information about waste collection or recycling, call our office during normal business hours:



North Battleford, SK
(306) 445-3900

Kindersley, SK
(306) 463-2008



Loraas Environmental Services

**Introducing
The Modern Residential
Waste Collection System**

*Saskatchewan Owned & Operated
Since 1965*

Customer Satisfaction Guaranteed

MAY 2015 LES